

EDUCATION

IELLEN ENVIRONMENTAL SCAN 2018



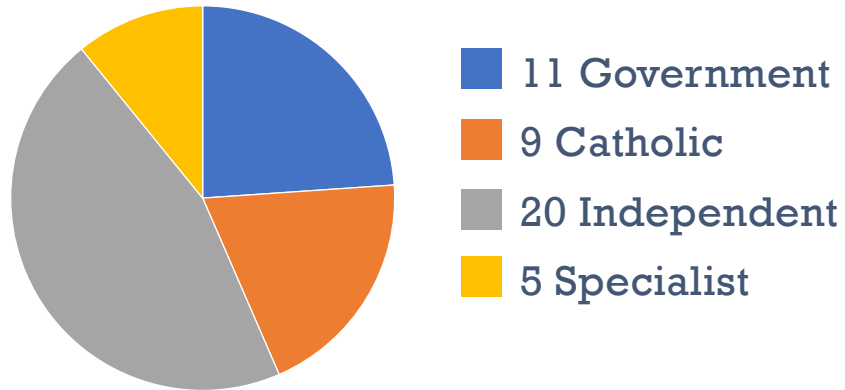
BOROONDARA

PORT PHILLIP

STONNINGTON

Education in the IELLEN Region

Type of secondary school



20,791 young people in Secondary education the IELLEN Region*

*ABS census 2016

Primary and Secondary enrolments in IELLEN*

Government 27,298
Catholic 13,390
Independent 17,960
TOTAL 58,647

*Department of Education 2017

Primary students*
Government 60%
Catholic 18%
Independent 22%

Secondary students*
Government 30%
Catholic 20%
Independent 50%

*ABS Census 2016

Early school leaving, before completing Year 11
Aged 15-24 years

| Boroondara | Port Phillip | Stonnington |
|-----------------|-----------------|-----------------|
| 5,440 or 23% | 1,445 or 17% | 2,054 or 16% |

TAFE students
Aged 15-24 years*

Full-time 22%
Part-time 12%
Total 34%

*ABS Percentage of total attending TAFE

University/higher education
Aged 15-24 years*

Full-time 55%
Part-time 5%
Total 60%

*ABS Percentage of total attending University or Higher Education

Disengaged youth
not in employment or training (NEET)

| Boroondara | Port Phillip | Stonnington |
|------------------|------------------|------------------|
| 15-19 years 1.3% | 15-19 years 3.9% | 15-19 years 2.7% |
| 20-24 years 5.1% | 20-24 years 7.6% | 20-24 years 4.7% |

| | | |
|------------|---|-----------|
| 2 | Education profile | 1 |
| 2.0 | Schools..... | 1 |
| 2.0.1 | Government, Catholic and Independent schools in the IELLEN area | 1 |
| 2.0.2 | Primary school providers in the IELLEN area..... | 2 |
| 2.0.3 | Secondary school providers in the IELLEN area..... | 6 |
| 2.0.3 | Flexible Learning Providers in the IELLEN area | 9 |
| 2.0.4 | Government school enrolments 2017, by year level | 11 |
| 2.1 | Educational attendance | 12 |
| 2.1.1 | Population attending an educational institute | 12 |
| 2.1.2 | Type of educational institution attended | 13 |
| 2.1.3 | Type of primary school attended..... | 14 |
| 2.1.4 | Type of secondary school attended | 15 |
| 2.1.5 | Type of higher education attended | 16 |
| 2.1.6 | Technical or further education attended 15-24 years old..... | 17 |
| 2.1.7 | University or other tertiary institution attended 15-24 year olds..... | 18 |
| 2.2 | Early school leaving | 19 |
| 2.2.1 | People who left school before completing year 11 | 19 |
| 2.2.2 | Youth disengagement – young people not in paid employment or enrolled in education | 20 |
| 2.3.0 | Funding for Equity (Social Disadvantage)..... | 22 |
| 2.3.1 | Student Family Occupation and Education Profile for Government Secondary Schools 2016 | 22 |
| | Sources..... | 23 |

2 EDUCATION PROFILE

2.0 SCHOOLS

2.0.1 GOVERNMENT, CATHOLIC AND INDEPENDENT SCHOOLS IN THE IELLEN AREA

| Area | Government schools | | Catholic schools | | Independent schools | | Total sum | |
|---------------------|--------------------|----------------|------------------|----------------|---------------------|----------------|----------------|----------------|
| | No. of schools | FTE Enrolments | No. of schools | FTE Enrolments | No. of schools | FTE Enrolments | No. of schools | FTE enrolments |
| Boroondara | 27 | 16,399.2 | 14 | 5,968.8 | 17 | 12,795.0 | 58 | 35,160.0 |
| Port Phillip | 11 | 6,578.2 | 4 | 1,311 | 4 | 1,659.0 | 19 | 9,548.2 |
| Stonnington | 8 | 4,320.7 | 10 | 6,113 | 6 | 3,505.5 | 24 | 13,939.2 |
| IELLEN region Total | 46 | 27,298.1 | 28 | 13,392.8 | 27 | 17,959.5 | 101 | 58,647.4 |

Source: Department of Education and Training, Victorian Schools Summary Statistics July 2017

A more comprehensive list on the following pages includes specialist and flexible learning providers.

2.0.2 PRIMARY SCHOOL PROVIDERS IN THE IELLEN AREA

| Boroondara | | |
|------------|---------------------------------|-------------|
| 1 | All Hallows Primary School | Catholic |
| 2 | Ashburton Primary School | Government |
| 3 | Auburn Primary School | Government |
| 4 | Auburn South Primary School | Catholic |
| 5 | Balwyn North Primary School | Government |
| 6 | Balwyn Primary School | Government |
| 7 | Belle Vue Primary School | Government |
| 8 | Belmore School | Specialist |
| 9 | Bialik College | Independent |
| 10 | Boroondara Park Primary School | Government |
| 11 | Camberwell Primary School | Government |
| 12 | Camberwell South Primary School | Government |
| 13 | Canterbury Primary School | Government |
| 14 | Carey Baptist Grammar School | Independent |
| 15 | Chatham Primary School | Government |
| 16 | Deepdene Primary School | Government |
| 17 | Fintona Girls' School | Independent |
| 18 | Genazzano FCJ College | Catholic |
| 19 | Glen Iris Primary School | Government |

| | | |
|----|--|-------------|
| 20 | Glenferrie Primary School | Government |
| 21 | Greythorn Primary School | Government |
| 22 | Hartwell Primary School | Government |
| 23 | Hawthorn West Primary School | Government |
| 24 | Kew East Primary School | Government |
| 25 | Kew Primary School | Government |
| 26 | Methodist Ladies College | Independent |
| 27 | Preshil, The Margaret Lyttle Memorial School | Independent |
| 28 | Our Holy Redeemer Primary School | Catholic |
| 29 | Our Lady of Good Counsel Primary School | Catholic |
| 30 | Our Lady of Victories Primary School | Catholic |
| 31 | Ruyton Girls' School | Independent |
| 32 | Sacred Heart Primary School | Catholic |
| 33 | Scotch College | Independent |
| 34 | St Anne's Primary School | Catholic |
| 35 | St Bebe's Primary School | Catholic |
| 36 | St Bridget's Primary School | Catholic |
| 37 | St Cecilia's Primary School | Catholic |
| 38 | St Domenic's Primary School | Catholic |
| 39 | St Joseph's Primary School | Catholic |
| 40 | St Michael's Primary School | Catholic |

| | | |
|----|-----------------------------------|-------------|
| 41 | Strathcona Baptist Girls' Grammar | Independent |
| 42 | Trinity Grammar | Independent |

| Port Phillip | | |
|--------------|--|-------------|
| 1 | Albert Park Primary School | Government |
| 2 | Elwood Primary School | Government |
| 3 | Ferrars St Primary School | Government |
| 4 | Galilee Regional Catholic Primary School | Catholic |
| 5 | Middle Park Primary School | Government |
| 6 | Port Melbourne Primary | Government |
| 7 | St Columba's Primary School | Catholic |
| 8 | St Kilda Primary School | Government |
| 9 | St Kilda Park Primary | Government |
| 10 | St Mary's Primary School | Catholic |
| 11 | St Michael's Grammar School | Independent |
| 12 | Wesley College Preparatory | Independent |
| 13 | Yesodai Ha Torah College | Independent |

| Stonnington | | |
|-------------|-----------------------------|-------------|
| 1 | Armadale Primary School | Government |
| 2 | Caulfield Grammar (Malvern) | Independent |

| | | |
|------------------|------------------------------------|-------------|
| 3 | De La Salle College | Catholic |
| 4 | Holy Eucharist Primary School | Catholic |
| 5 | King David School | Independent |
| 6 | Korowa Anglican Girls' School | Catholic |
| 7 | Lauriston Girls' School | Independent |
| 8 | Lloyd St Primary School | Government |
| 9 | Loreto Mandeville Hall | Catholic |
| 10 | Malvern Central Primary School | Government |
| 11 | Malvern Primary School | Government |
| 12 | Malvern Valley Primary School | Government |
| 13 | Our Lady of Lourdes Primary School | Catholic |
| 14 | St Catherine's School | Independent |
| 15 | St Joseph's Primary School | Catholic |
| 16 | St Kevin's Junior School | Catholic |
| 17 | St Mary's Primary School | Catholic |
| 18 | St Roch's Primary School | Catholic |
| 19 | Stonnington Primary School | Government |
| 20 | Toorak Primary School | Government |
| TOTAL: 75 | | |

2.0.3 SECONDARY SCHOOL PROVIDERS IN THE IELLEN AREA

| Boroondara | | |
|------------|--|-------------|
| 1 | Alia College | Independent |
| 2 | Andale School | Specialist |
| 3 | Auburn High School | Government |
| 4 | Balwyn High School | Government |
| 5 | Bialik College | Independent |
| 6 | Belmore School | Specialist |
| 7 | Camberwell Anglican Girls' Grammar | Independent |
| 8 | Camberwell Grammar | Independent |
| 9 | Camberwell High School | Government |
| 10 | Canterbury Girls' Secondary College | Government |
| 11 | Carey Baptist Grammar | Independent |
| 12 | Fintona Girls' School | Independent |
| 13 | Genazzano FCJ College | Catholic |
| 14 | Kew High School | Government |
| 15 | Methodist Ladies College | Independent |
| 16 | Rosbourne School (Hawthorn) | Independent |
| 17 | Preshil, The Margaret Lyttle Memorial School | Independent |
| 18 | Ruyton Girls' School | Independent |
| 19 | Scotch College | Independent |

| | | |
|----|------------------------------------|-------------|
| 20 | SEDA College | Independent |
| 21 | Siena College | Catholic |
| 22 | St Paul's College | Specialist |
| 23 | Strathcona Baptist Girls' Grammar | Independent |
| 24 | Swinburne Senior Secondary College | Government |
| 25 | Trinity Grammar | Independent |
| 26 | Xavier College | Catholic |

| Port Phillip | | |
|--------------|--------------------------------------|---------------------------|
| 1 | Albert Park College | Government |
| 2 | Christian Brother's College St Kilda | Catholic |
| 3 | Elwood College | Government |
| 4 | MacRobertson Girls' High School | Government (select entry) |
| 5 | Montague Continuing Education Centre | Government |
| 6 | Port Phillip Specialist School | Specialist |
| 7 | St Michael's Grammar School | Independent |

| Stonnington | | |
|------------------|-------------------------------|---------------------------|
| 1 | De La Salle College | Catholic |
| 2 | Hester Hornbrook Academy | Independent |
| 3 | Kamaruka Education Centre | Independent specialist |
| 4 | Korowa Anglican Girls' School | Independent |
| 5 | Lauriston Girls' School | Independent |
| 6 | Loreto Mandeville Hall | Catholic |
| 7 | Melbourne High School | Government (select entry) |
| 8 | Presentation College Windsor | Catholic |
| 9 | Sacre Coeur | Catholic |
| 10 | St Catherine's School | Independent |
| 11 | St Kevin's College | Catholic |
| 12 | The King David School | Independent |
| TOTAL: 45 | | |

2.0.3

FLEXIBLE LEARNING PROVIDERS IN THE IELLEN AREA

Mainstream schools are not suitable for some students. Flexible Learning Providers (FLPs) offer diverse educational pathways specifically for young people experiencing barriers to school completion.

| Flexible learning provider | |
|--|---|
| Australian College of Higher Education Age: 15+ years | The Australian College of Higher Education assists students with special learning needs, young people who are disengaged or are at risk of becoming disengaged from mainstream school, and students with diagnosed and un-diagnosed learning disabilities and/or a mental health illness. The college uses an outreach model with flexible start times. |
| Hester Hornbrook Academy, Prahran Age: 15-25 years | The Hester Hornbrook Academy is an Independent School run by Melbourne City Mission with numerous sites, including Prahran. The academy provide supportive, flexible education for young people, including Young Mums. |
| Holmesglen, Chadstone Age: 16-19 years | Situated in the South-Eastern suburbs of Melbourne, Holmesglen is a tertiary level training institute which offers students a more adult learning setting. |
| Inner Melbourne VET Cluster, South Melbourne Age: 17+ years | The Inner Melbourne VET Cluster (IMVC) is a Not for Profit, Registered Training Organisation (RTO) and a Learn Local Provider that provides programs and training, across Melbourne to all ages including young people. The IMVC head office is in South Melbourne. IMVC offers a range of support services to its students, including 'Reconnect' which aims to support young people who have been away from school, education or training for an extended period. |
| Jon Carnegie School, Hawthorn Age: 11-20 years | The John Carnegie School (JCS) is a non-denominational school, open to all students as an alternative to current mainstream schooling. The JCS model of education is hands on, academically rigorous, and tailored for each individual student. Class numbers are kept deliberately low. The school offers the standard 7-12 school curriculum. |
| Kamaruka, South Yarra Age: 8-16 years | Kamaruka is an independent school offering an innovative curriculum that aims to meet the individual needs of boys aged 8 to 16 who are experiencing social, emotional and/or behavioural difficulties. A number of boys with low self-esteem, originating from negative experiences at school, have also benefited greatly from the program. |
| Melbourne Polytechnic, Prahran Age: 16+ years | Melbourne Polytechnic (MP) offers a diverse range of innovative programs to equip students with the knowledge and skills to advance in an evolving and challenging marketplace. They have a number of sites, including Prahran. |
| Prahran Community Learning Centre (PCLC), | Prahran Community Learning Centre (PCLC) is a Registered Training Organisation and a Senior |

| Flexible learning provider | |
|--|--|
| Prahran Age: 12+ years | Secondary Provider offering a variety of accredited and non-accredited courses and activities. |
| SEDA College, Hawthorn East Age: Year 11 and 12 | An Independent School, SEDA College offers hands on education for year 11 & 12 students. SEDA partners with peak industry organisations to provide students with unique opportunities and experiences specific to their interests. |
| Swinburne Senior Secondary College (SSSC) Age: Year 11 and 12 | Swinburne Senior Secondary College (SSSC) is a co-educational government school which caters to Years 11 and 12 students. A no uniform policy and 4 day class structure offers students a more adult learning setting. |

2.0.4 GOVERNMENT SCHOOL ENROLMENTS 2017, BY YEAR LEVEL

| Secondary school | Year 7 | Year 8 | Year 9 | Year 10 | Year 11 | Year 12 | Special | TOTAL |
|---|--------|--------|--------|---------|---------|---------|---------|---------|
| Albert Park College (PP)* | 220 | 204 | 205 | 198 | 165.8 | 138.7 | | 1,131.5 |
| Auburn High School (B)* | 89 | 93 | 80.4 | 45 | 57.4 | 40.7 | | 405.5 |
| Balwyn High School (B) | 336 | 326 | 313 | 293 | 468.6 | 347.3 | | 2,083.9 |
| Belmore School (B) | | | | | | | 40.1 | 40.1 |
| Camberwell High School (B) | 171 | 207 | 199 | 220 | 224.3 | 196.9 | | 1,218.2 |
| Canterbury Girls Secondary College(B) | 195 | 197 | 168 | 165 | 133.8 | 142.7 | | 1,001.5 |
| Elwood College (PP) | 131 | 126 | 112 | 107 | 109.2 | 68.9 | | 654.1 |
| Kew High School (B) | 216 | 194 | 191 | 169 | 209 | 186.9 | | 1,165.9 |
| MacRobertson Girls High School (PP) | | | 225 | 239 | 243 | 257.6 | | 964.6 |
| Melbourne High School (S)* | | | 306 | 363 | 333.6 | 365.9 | | 1,368.5 |
| Montague Continuing Education Centre (PP) | | | | | | | 28 | 28 |
| Port Phillip Specialist School (PP) | | | | | | | 117 | 117 |
| Swinburne Senior Secondary College (B) | | | | | 199.4 | 217.3 | | 416.7 |

Source: Department of Education and Training, Victorian Schools Summary Statistics July 2017

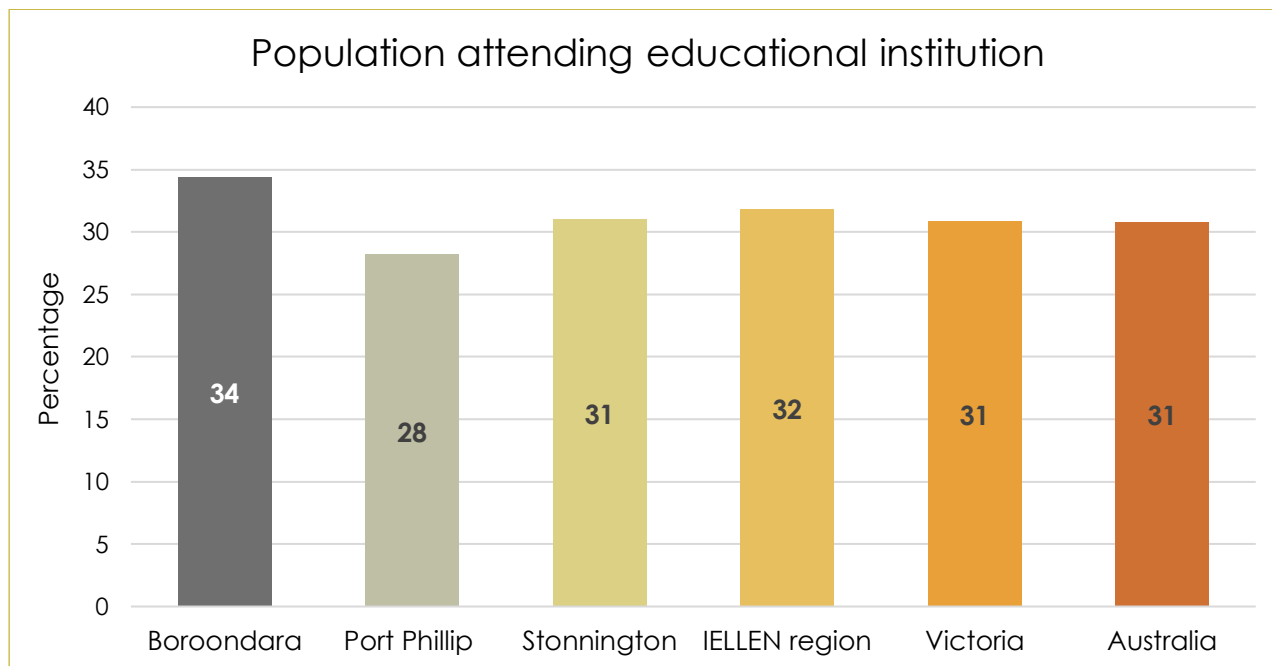
* (PP) Port Phillip, (B) Boroondara, (S) Stonnington

2.1 EDUCATIONAL ATTENDANCE

2.1.1 POPULATION ATTENDING AN EDUCATIONAL INSTITUTE

| Attending educational institution | Boroondara | | Port Phillip | | Stonnington | | IELLEN region | | Victoria | Australia |
|--|---------------|------|---------------|------|---------------|------|---------------|------|----------|-----------|
| | No. of people | % | No. of people | % | No. of people | % | No. of people | % | % | % |
| Total population attending educational institution | 57,488 | 34.4 | 28,422 | 28.2 | 32,184 | 31.0 | 118,094 | 31.8 | 30.9 | 30.8 |

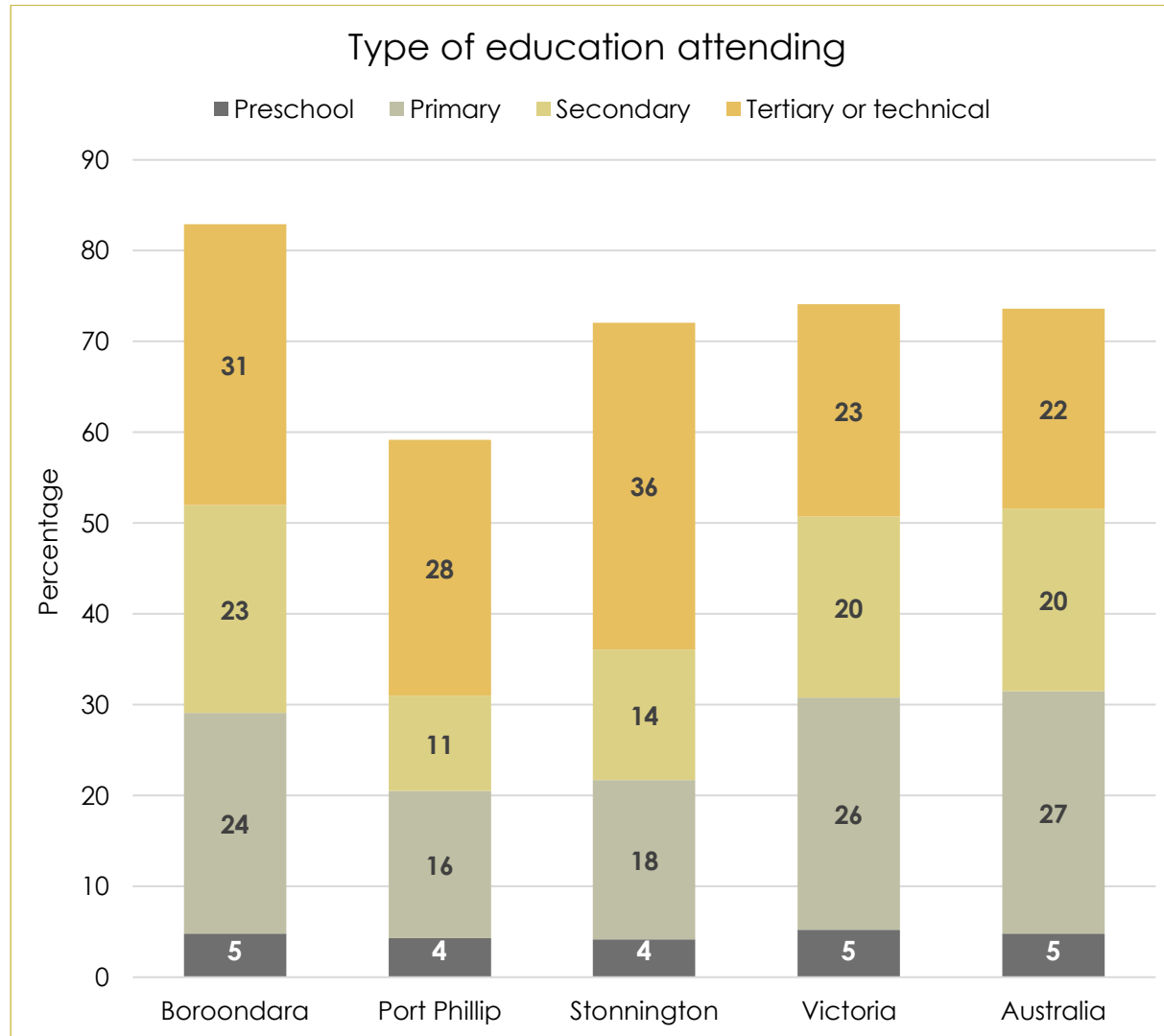
Source: ABS 2016 Census QuickStats



Of the three LGAs of interest and in comparison to Victoria and Australia, of those who stated their education attendance, Port Phillip had the lowest percentage at 28.2%.

Boroondara had the highest percentage at 34.4%.

Stonnington was very similar to both Victoria and Australia, at 31.0%, 30.9% and 30.8% respectively.



Boroondara had the highest percentage of people attending education (34.4%). Of these:

- 24.3% were in primary school
- 22.9% were in secondary school, and
- 30.9% were in tertiary or technical education.

Stonnington had the second highest percentage attending education (31.0%). Of these:

- 17.5% were in primary school
- 14.4% were in secondary school, and
- 36.0% were in tertiary or technical education.

Port Phillip had the lowest percentage, at 28.2%. Of these:

- 16.2% were in primary school
- 10.5% in secondary school, and
- 28.2% were in tertiary or technical education.

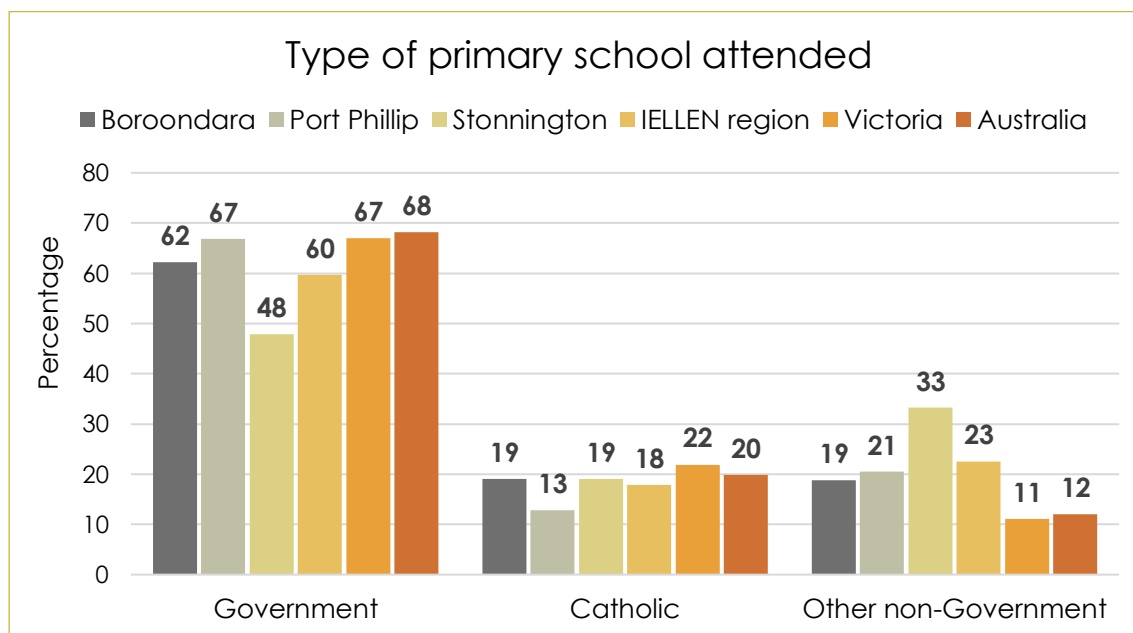
Victoria and Australia were very similar (30.9% and 30.8% respectively).

- In primary education: 5.2% and 4.8% respectively
- in secondary education: 25.6% and 26.7% respectively, and
- in tertiary or technical education: 23.4% and 22.0% respectively.

2.1.3 TYPE OF PRIMARY SCHOOL ATTENDED

| Type of primary school attended | Boroondara | | Port Phillip | | Stonnington | | IELLEN region | | Victoria | Australia |
|---------------------------------|---------------|------|---------------|------|---------------|------|---------------|------|----------|-----------|
| | No. of people | % | No. of people | % | No. of people | % | No. of people | % | % | % |
| Primary - Government | 8,679 | 62.2 | 3,085 | 66.8 | 2,694 | 47.8 | 14,458 | 59.7 | 67.0 | 68.2 |
| Primary - Catholic | 2,655 | 19.0 | 591 | 12.8 | 1,068 | 19.0 | 4,314 | 17.8 | 21.9 | 19.8 |
| Primary - other non-Government | 2,627 | 18.8 | 946 | 20.5 | 1,868 | 33.2 | 5,441 | 22.5 | 11.1 | 12.0 |
| Total | 13,961 | 100 | 4,622 | 100 | 5,630 | 100 | 24,211 | 100 | 100 | 100 |

Source: ABS 2016 Census QuickStats



At 66.8%, Port Phillip had the highest percentage of primary school students attending a Government school in comparison to Boroondara and Stonnington. This was very similar to both Victoria and Australia, at 67.0% and 68.2% respectively.

Stonnington had the lowest percentage attending Government primary schools (47.8%), and the highest attending Other non-government schools (33.2%).

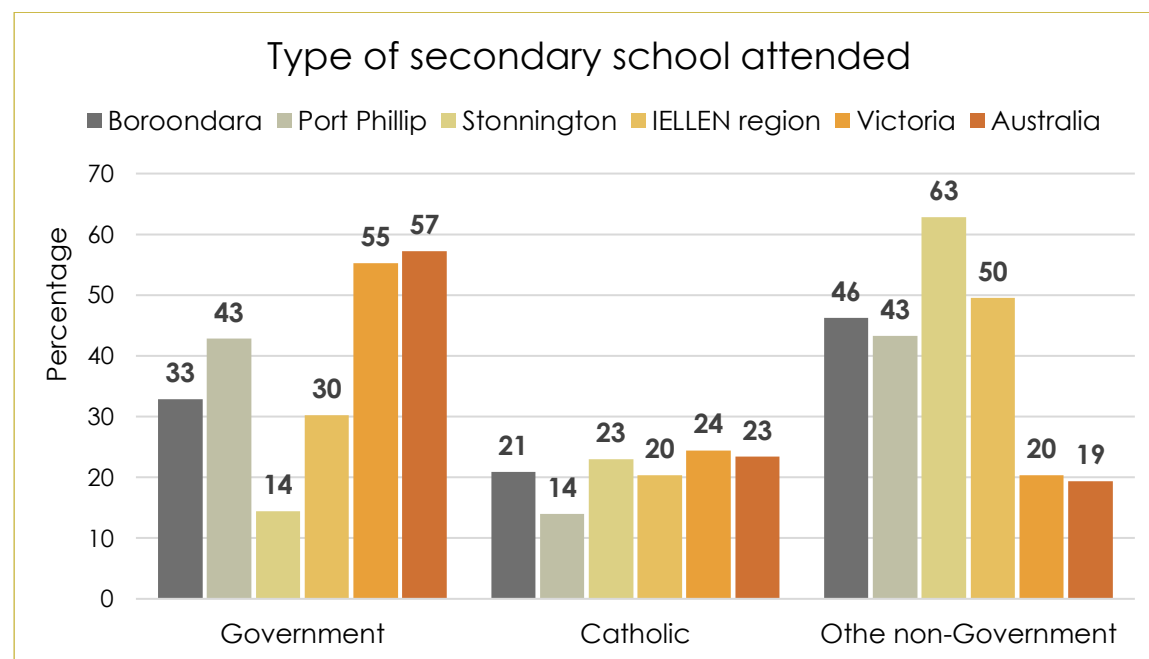
At 19.0% each, Boroondara and Stonnington had slightly lower percentages attending Catholic primary schools in comparison to Victoria and Australia, at 21.9% and 19.8%.

However, Port Phillip had the lowest percentage, at 12.0%.

2.1.4 TYPE OF SECONDARY SCHOOL ATTENDED

| Type of secondary school attended | Boroondara | | Port Phillip | | Stonnington | | IELLEN region | | Victoria | Australia |
|-----------------------------------|---------------|------|---------------|------|---------------|------|---------------|------|----------|-----------|
| | No. of people | % | No. of people | % | No. of people | % | No. of people | % | % | % |
| Secondary - Government | 4,331 | 32.9 | 1,280 | 42.8 | 665 | 14.4 | 6,276 | 30.2 | 55.2 | 57.2 |
| Secondary – Catholic | 2,747 | 20.9 | 418 | 14.0 | 1,061 | 23.0 | 4,226 | 20.3 | 24.4 | 23.4 |
| Secondary – non-Government | 6,091 | 46.2 | 1,297 | 43.3 | 2,901 | 62.8 | 10,289 | 49.5 | 20.3 | 19.4 |
| Total | 13,169 | 100 | 2,995 | 100 | 4,627 | 100 | 20,791 | 100 | 100 | 100 |

Source: ABS 2016 Census QuickStats



There were strong differences in the type of secondary school attended between the LGAs in the IELLEN region compared to Victoria and Australia.

Stonnington had a low 14.4% attending Government schools, while in Victoria and Australia 55.2% and 57.2% (respectively) attend.

Conversely in Stonnington, attendance at Other non-government schools was a high 62.8% in comparison to 20.3% for Victoria and 19.4% for Australia.

Boroondara and Port Phillip were also high at 46.2% and 43.3%.

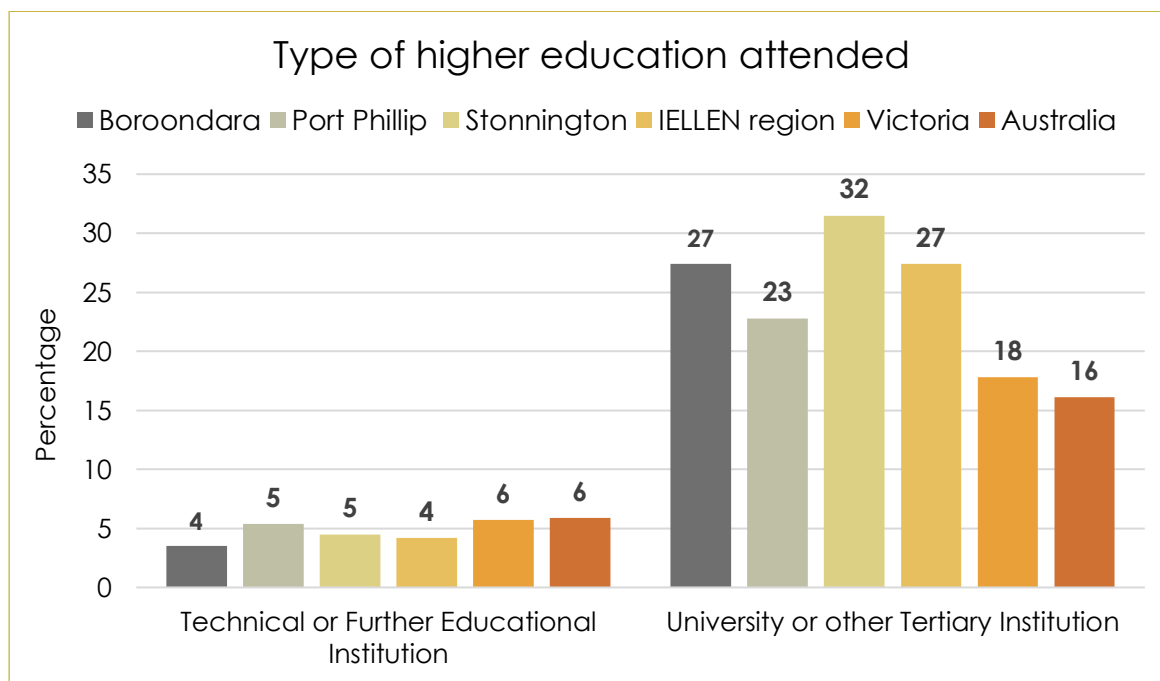
Port Phillip had the lowest attendance at Catholic secondary schools in comparison to all others, at 14.0%.

2.1.5 TYPE OF HIGHER EDUCATION ATTENDED

| Type of higher education attended | Boroondara | | Port Phillip | | Stonnington | | IELLEN region | | Victoria | Australia |
|--|---------------|------|---------------|------|---------------|------|---------------|------|----------|-----------|
| | No. of people | % * | No. of people | % * | No. of people | % * | No. of people | % * | % * | % * |
| Technical or further educational institution | 2,008 | 3.5 | 1,529 | 5.4 | 1,458 | 4.5 | 4,995 | 4.2 | 5.7 | 5.9 |
| University or other tertiary institution | 15,761 | 27.4 | 6,489 | 22.8 | 10,132 | 31.5 | 32,382 | 27.4 | 17.8 | 16.1 |

*Percentage of total population aged 15-24 years old

Source: ABS Census 2016



For all ages of the population attending Technical, University and Other types of educational institutions, University had the highest percentages in all areas.

In the IELLEN region, Stonnington (31.5%) was the highest, followed by Boroondara (27.4%) then Port Phillip (22.8%). This was higher attendance than Victoria and Australia (17.8% and 16.1% respectively).

Conversely, attendance at Technical educational institutions was higher in Victoria (5.7%) and Australia (5.9%), than in the IELLEN region (4.2%).

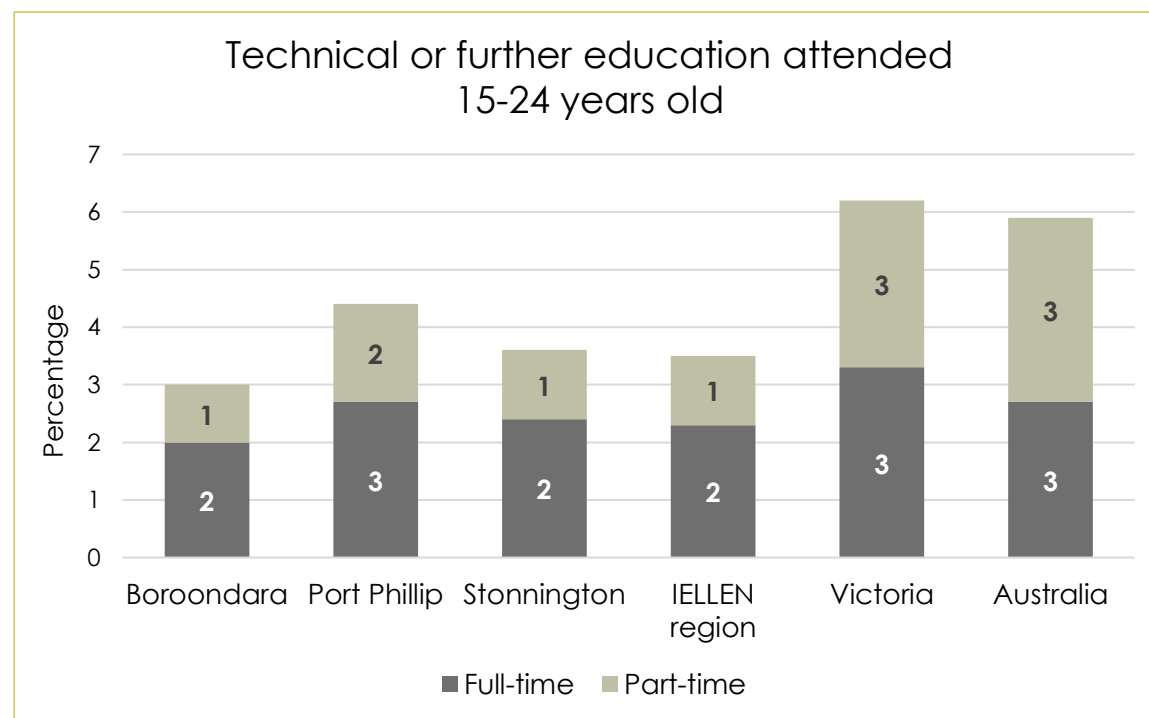
Of the three LGAs of interest, Port Phillip had the highest attendance in Technical educational institutions (5.4%) in comparison to Boroondara (3.5%) and Stonnington (4.5%).

2.1.6 TECHNICAL OR FURTHER EDUCATION ATTENDED 15-24 YEARS OLD

| Technical or further education attended | Boroondara | | Port Phillip | | Stonnington | | IELLEN region | | Victoria | Australia |
|---|---------------|-----|---------------|-----|---------------|-----|---------------|-----|----------|-----------|
| | No. of people | % * | No. of people | % * | No. of people | % * | No. of people | % * | % * | % * |
| Full-time student | 516 | 2.0 | 255 | 2.7 | 342 | 2.4 | 1,113 | 2.3 | 3.3 | 2.7 |
| Part-time student | 242 | 1.0 | 161 | 1.7 | 177 | 1.2 | 580 | 1.2 | 2.9 | 3.2 |
| TOTAL | 764 | 3.0 | 432 | 4.4 | 530 | 3.6 | 1,726 | 3.5 | 6.2 | 5.9 |

* Percentage of total population aged 15-24 years

Source: ABS Census 2016



Fewer people aged 15-24 years old attended Technical education in the IELLEN region than in Victoria and Australia (3.5%, 6.2% and 5.9% respectively).

More students aged 15-24 years old in Technical or further education in the IELLEN region were full-time rather than part-time. That is, 2.3% of the total population aged 15-24 years were studying full-time, compared to 1.2% studying part-time.

Port Phillip had the most students in full-time study, at 2.7% of the total population aged 15-24 years.

The difference between full-time and part-time students in Victoria was smaller, at 3.3% and 2.9% respectively.

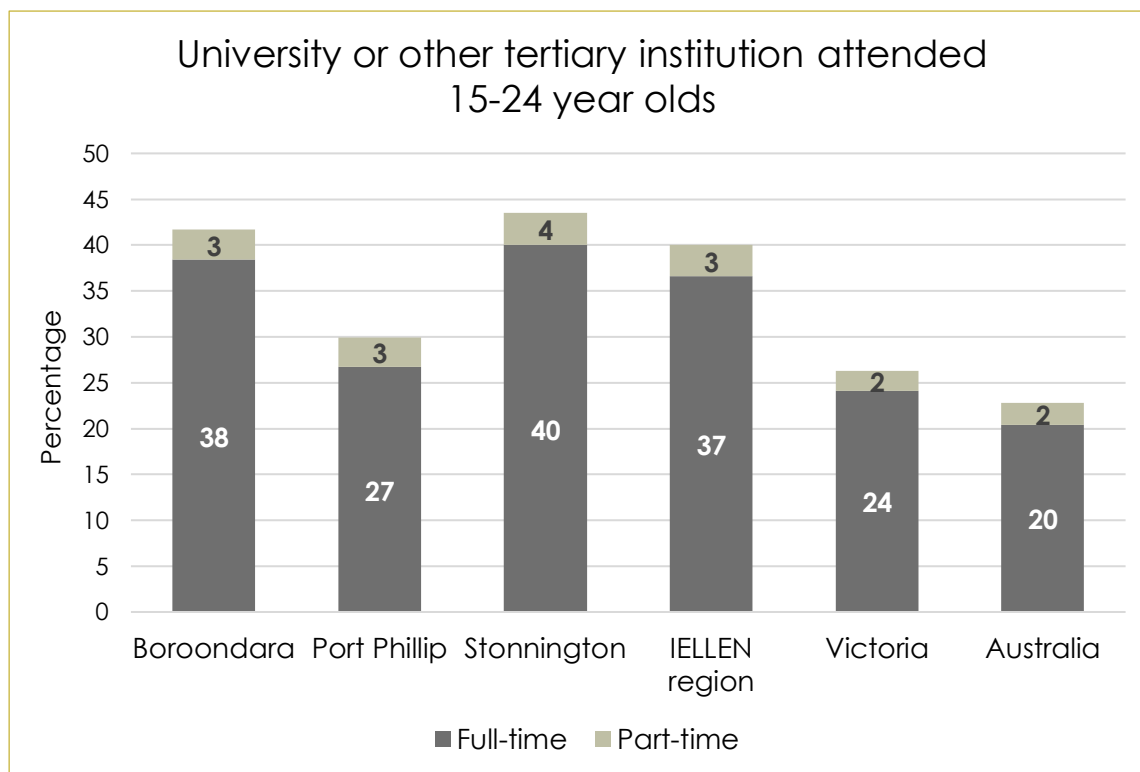
In Australia however, more students were in part-time Technical education at 3.2%, while 2.7% were in full-time study.

2.1.7 UNIVERSITY OR OTHER TERTIARY INSTITUTION ATTENDED 15-24 YEAR OLDS

| University or other Tertiary institution | Boroondara | | Port Phillip | | Stonnington | | IELLEN region | | Victoria | Australia |
|--|---------------|------|---------------|------|---------------|------|---------------|------|----------|-----------|
| | No. of people | % * | No. of people | % * | No. of people | % * | No. of people | % * | % * | % * |
| Full-time student | 9,709 | 38.4 | 2,519 | 26.7 | 5,691 | 40.0 | 17,191 | 36.6 | 24.1 | 20.4 |
| Part-time student | 839 | 3.3 | 306 | 3.2 | 501 | 3.5 | 1,646 | 3.4 | 2.2 | 2.4 |
| TOTAL | 10,591 | 41.8 | 2,851 | 29.9 | 6,218 | 43.5 | 18,932 | 40.0 | 26.3 | 22.8 |

* Percentage of total population aged 15-24 years

Source: ABS Census 2016



More people aged 15-24 years old were attending University or other tertiary institutions in the IELLEN region (40.0%) than in Victoria (26.3%) and Australia (22.8%).

Stonnington was the highest, at 43.5%; Boroondara was 41.8%, and Port Phillip was the lowest at 29.9%.

Most 15-24 year old students were studying full-time in all areas.

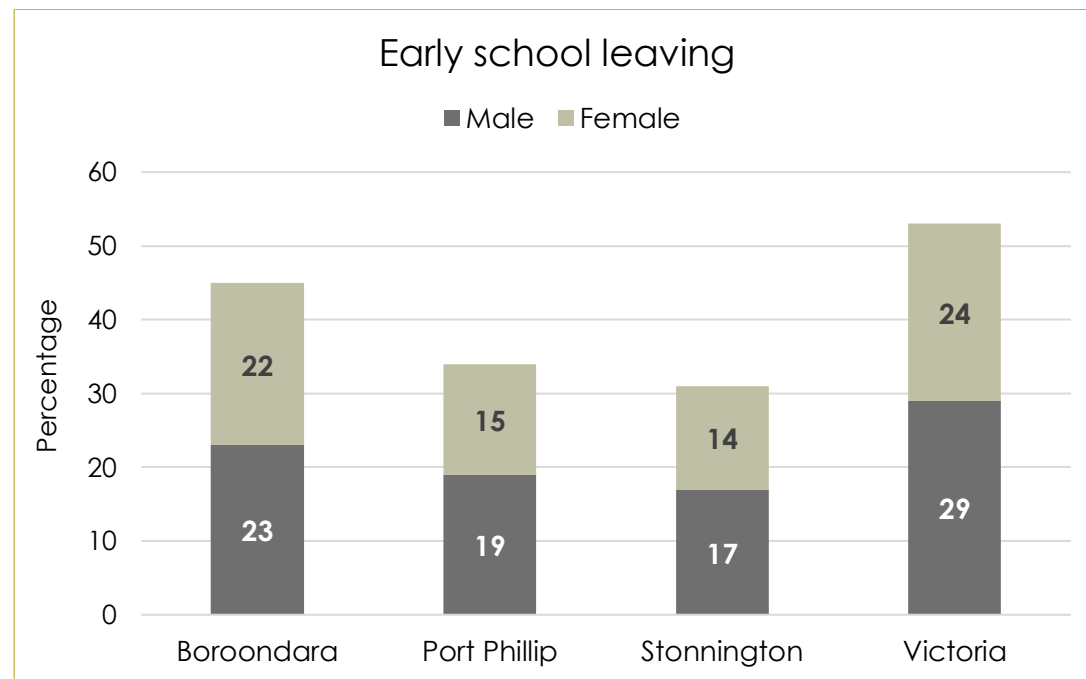
2.2 EARLY SCHOOL LEAVING

2.2.1 PEOPLE WHO LEFT SCHOOL BEFORE COMPLETING YEAR 11

| 15-24 year olds | Boroondara | | Port Phillip | | Stonnington | | Victoria | |
|----------------------|--------------|-----------|--------------|-----------|--------------|-----------|----------------|-----------|
| | Number | %* | Number | %* | Number | %* | Number | %* |
| Males | 2,807 | 23 | 765 | 19 | 1,039 | 17 | 105,091 | 29 |
| Females | 2,636 | 22 | 680 | 15 | 1,020 | 14 | 86,340 | 24 |
| Persons TOTAL | 5,440 | 23 | 1,445 | 17 | 2,054 | 16 | 191,436 | 27 |

* Percentage of age and gender group

Source: Statistical Data for Victorian Communities, ABS Census, 2016



In the three LGAs of interest, more 15-24 year olds left school before completing Year 11 in Boroondara (23%), than Port Phillip (17%) and Stonnington (16%).

Victoria, in comparison, had 27% of 15-24 year olds who left school early.

In all instances, more males than females left school early. The greatest differences between males and females were found in:

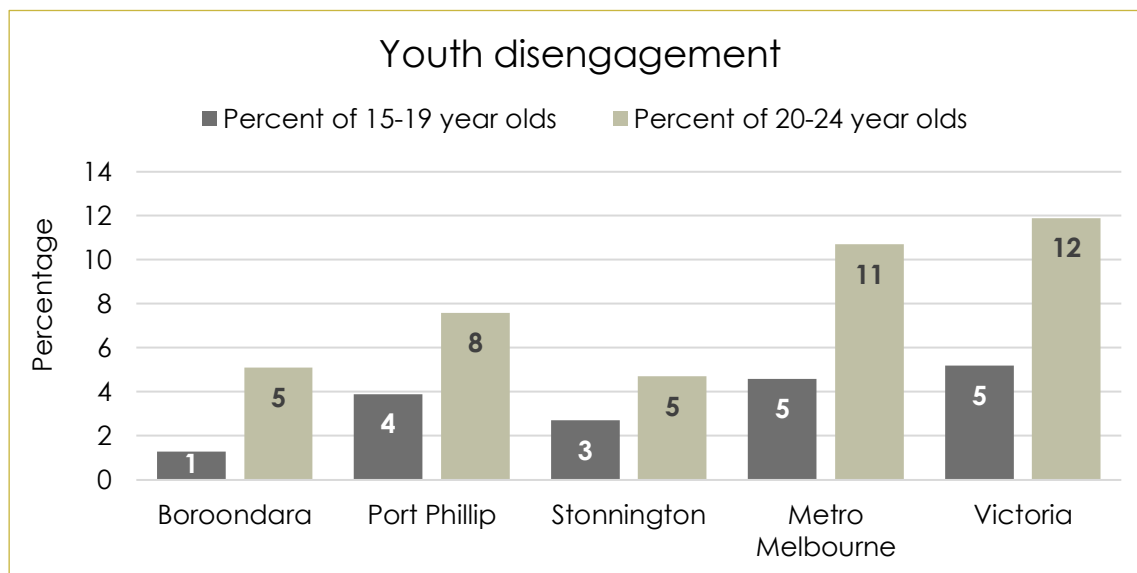
Victoria (Male 29%, Female 24%) and Port Phillip (Male 19%, Female 15%); followed by,

- Stonnington (Male 17%, Female 14%), and
- Boroondara (Male 23%, Female 22%).

2.2.2 YOUTH DISENGAGEMENT – YOUNG PEOPLE NOT IN PAID EMPLOYMENT OR ENROLLED IN EDUCATION

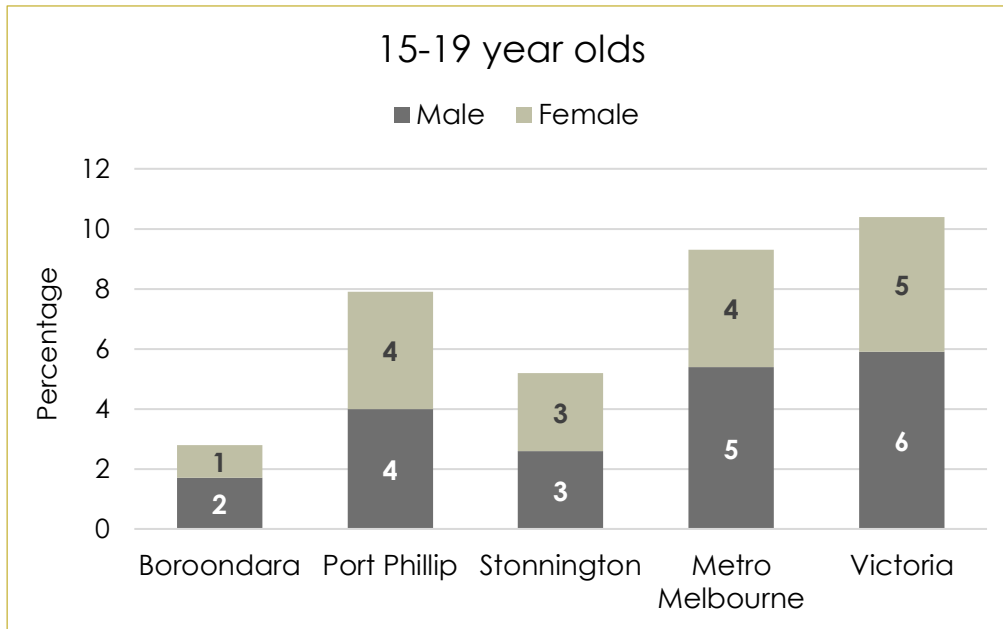
| Percent of 15-19 year olds | Boroondara | | Port Phillip | | Stonnington | | Metro Melbourne | Victoria |
|----------------------------|------------|------------|--------------|------------|-------------|------------|-----------------|-------------|
| | No. | % | No. | % | No. | % | % | % |
| Male | 95 | 1.7 | 52 | 4.0 | 53 | 2.6 | 5.4 | 5.9 |
| Female | 62 | 1.1 | 52 | 3.9 | 60 | 2.6 | 3.9 | 4.5 |
| Persons | 157 | 1.3 | 104 | 3.9 | 113 | 2.7 | 4.6 | 5.2 |
| Percent of 20-24 year olds | | | | | | | | |
| Male | 320 | 5.0 | 225 | 8.5 | 199 | 5.1 | 10.5 | 11.6 |
| Female | 323 | 5.2 | 227 | 7.1 | 217 | 4.4 | 10.9 | 12.2 |
| Persons | 643 | 5.1 | 452 | 7.6 | 416 | 4.7 | 10.7 | 11.9 |

Source: Statistical Data for Victorian Communities, ABS Census 2016



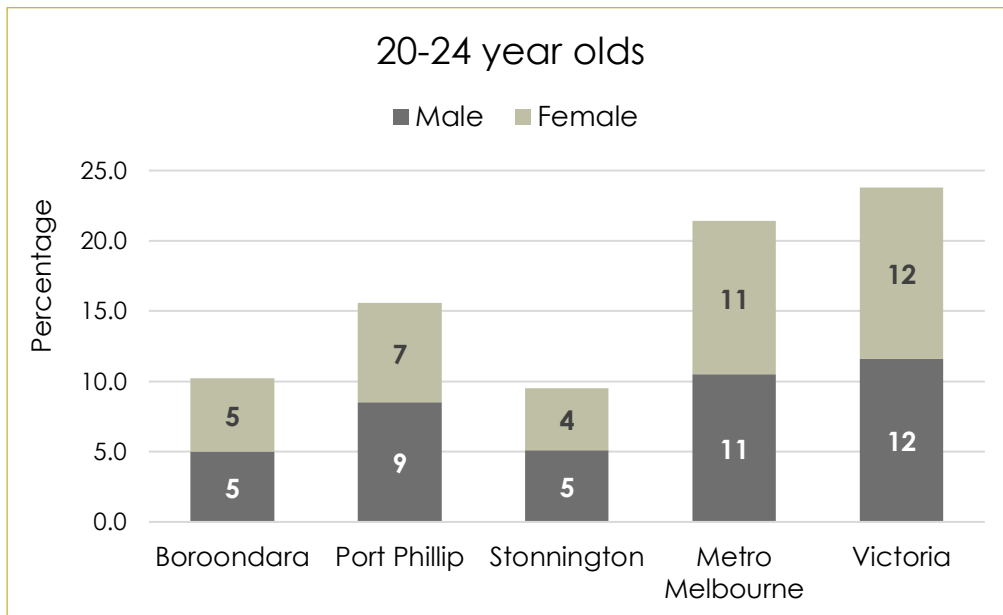
Of the three LGAs of interest, Port Phillip had the highest levels of disengagement for both 15-19 year olds and 20-24 year olds. It is ranked 20 of the 31 Victorian LGAs.

Stonnington is ranked 29 of 31, while Boroondara is ranked 31 of 31 Victorian LGAs (lowest rate of disengagement).



Port Phillip had the highest levels of youth disengagement of the three LGAs of interest. Female disengagement was the same as for Metropolitan Melbourne at 3.9%. However, Male disengagement was less, at 4.0% compared to 5.4%.

Boroondara had the lowest levels of disengagement amongst 15-19 year olds for both Males and Females, at 1.7% and 1.1% respectively.



In all areas of interest, levels of 20-24 year old disengagement are higher than those of 15-19 year olds.

Port Phillip had 8.5% of Males disengaged, and 7.1% of Females.

Stonnington had the lowest levels of disengagement amongst 20-24 year olds, with 5.1% for Males and 4.4% for Females.

2.3.0 FUNDING FOR EQUITY (SOCIAL DISADVANTAGE)

Social disadvantage can often place students well behind their peers when entering the education system. Funding for Equity (Social Disadvantage) seeks to address this disadvantage by identifying students from lower socio economic backgrounds who are most at risk of not achieving satisfactory outcomes. The allocation of funding is based on parental occupation and parental education, and the level of concentration of disadvantage in a school. Schools are then able to deliver tailored educational programs that meet the needs of this cohort of students.

The Student Family Occupation (SFO) index is combined with the Student Family Education (SFE) index in the Student Family Occupation and Education (SFOE). The tables below include the previously used SFO index. Note that a higher SFO/SFOE density score indicates a lower SES. More information can be found at: <http://www.education.vic.gov.au/school/teachers/management/finance/Pages/srpref011.aspx>

2.3.1 STUDENT FAMILY OCCUPATION AND EDUCATION PROFILE FOR GOVERNMENT SECONDARY SCHOOLS 2016

| Secondary school | Year 10 | Year 11 | Year 12 | TOTAL | SFO | SFOE |
|--|---------|---------|---------|---------|--------|--------|
| Auburn High School (B)* | 34.0 | 20.0 | 12.0 | 66.0 | 0.3923 | 0.3312 |
| Kew High School (B) | 188.0 | 163.9 | 114.0 | 465.9 | 0.3980 | 0.2970 |
| Elwood College (PP) | 73.0 | 60.9 | 47.1 | 181.0 | 0.3549 | 0.2925 |
| Swinburne Senior Secondary College (B) | - | 197.1 | 228.4 | 425.5 | 0.2751 | 0.2409 |
| Albert Park College (PP)* | 163.0 | 156.0 | 131.0 | 450.0 | 0.2562 | 0.2246 |
| MacRobertson Girls High School (PP) | 247.0 | 256.0 | 243.0 | 746.0 | 0.2670 | 0.1981 |
| Camberwell High School (B) | 203.0 | 187.8 | 185.8 | 566.6 | 0.2414 | 0.1968 |
| Melbourne High School (S)* | 334.0 | 368.5 | 336.7 | 1,039.2 | 0.2625 | 0.1938 |
| Canterbury Girls Secondary College(B) | 142.0 | 142.9 | 159.7 | 444.6 | 0.2047 | 0.1762 |
| Balwyn High School (B) | 365.0 | 351.1 | 320.8 | 1,039.9 | 0.2042 | 0.1623 |

Source: Department of Education and Training, 2016

SOURCES

Australian Bureau of Statistics, 2016 Census of Population and Housing, *General Community Profile, Australia*, Cat. No. 2001.0, ABS, Canberra.

Australian Bureau of Statistics, 2016 Census of Population and Housing, *General Community Profile, Boroondara*, Cat. No. 2001.0, ABS, Canberra.

Australian Bureau of Statistics, 2016 Census of Population and Housing, *General Community Profile, Greater Melbourne*, Cat. No. 2001.0, ABS, Canberra.

Australian Bureau of Statistics, 2016 Census of Population and Housing, *General Community Profile, Port Phillip*, Cat. No. 2001.0, ABS, Canberra.

Australian Bureau of Statistics, 2016 Census of Population and Housing, *General Community Profile, Stonnington*, Cat. No. 2001.0, ABS, Canberra.

Australian Bureau of Statistics, 2016 Census of Population and Housing, *General Community Profile, Victoria*, Cat. No. 2001.0, ABS, Canberra.

Department of Education and Training, 2018, *Equity (Social Disadvantage)*

<http://www.education.vic.gov.au/school/teachers/management/finance/Pages/srpref011.aspx>, viewed 02 April 2018.

Department of Education and Training, 2017, *Victorian Schools Summary Statistics July 2017*, found at;

<http://www.education.vic.gov.au/about/department/Pages/factsandfigures.aspx>, viewed 02 April 2018.

Statistical Data for Victorian Communities, a collaboration between the City of Greater Dandenong and the Victorian Local Government Association (VLGA), *Early school leaving by age and sex*, 2017, found at <http://greaterdandenong.com/document/18464/statistical-data-for-victorian-communities>, viewed 02 April 2018.